

New Features in mPDF v5.4

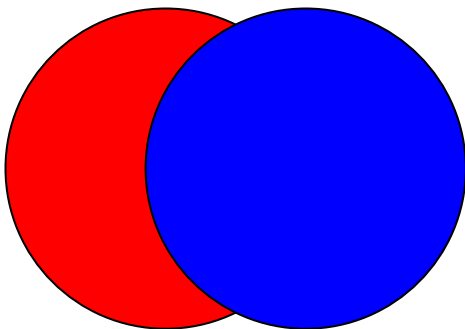
Bookmark styles

Bookmarks can be styled by adding code as below to your script. You can define a colour (array of RGB) and/or a font-style (B, I, or BI) for each level (starting at 0). Results may depend on the PDF Reader you are using.

```
$this->bookmarkStyles = array(
    0 => array('color'=> array(0,64,128), 'style'=>'B'),
    1 => array('color'=> array(128,0,0), 'style'=>''),
    2 => array('color'=> array(0,128,0), 'style'=>'I'),
);
```

Embedded SVG code

SVG Images can be embedded in your HTML code. This is formally part of the XHTML specification and is supported by IE9+ and most other browsers.



```
<svg xmlns="http://www.w3.org/2000/svg" version="1.1" viewBox="0 0 200 200"
width="200" height="200">
  <circle cx="100" cy="50" r="40" stroke="black" stroke-width="1" fill="red" />
  <circle cx="130" cy="50" r="40" stroke="black" stroke-width="1" fill="blue" />
</svg>
```

Improved CSS support

border-radius is now supported on fixed/absolute-positioned block elements.

visibility can be set on any block-style element e.g. DIV,P or images IMG as: visible|hidden|printonly|screenonly

background-color now supports rgba() and cmyka() alpha transparency formats in tables.

Color, underline and strike-through are now supported in table cells, including with rotated text (see example below of spread table)

page-break-after: left|right|always is supported on all block-style elements and tables

text-transform: capitalize|uppercase|lowercase is supported in table cells

Zebra stripes in Tables

:nth-child() selector can be used in tables (on TR, TD or TH) to stripe rows or columns. Both the $an+b$ and odd/even forms are supported e.g.

```
tr:nth-child(2n+1) { background-color: rgba(255,255,127,0.6); } or  
tr:nth-child(odd) { background-color: rgba(255,255,127,0.6); }
```

Row 1	This is data	167.00
Row 2	This is data p	444.53
Row 3	This is long data	14.00
Row 4	This is data	0.88
Row 5	Also data	144.00
Row 6	Also data	8089.00

Note: mPDF does NOT correctly apply specificity to all CSS. The following stylesheet:

```
table.zebra tbody tr:nth-child(2n+1) td { background-color: yellow; }  
table.zebra tbody td:nth-child(odd) { background-color: blue; }
```

should make every odd row yellow, and every odd column blue, but with the row/yellow overriding the column/blue. In mPDF the `td:nth-child(odd)` trumps the plain `td`, so the column colour wins out. You can force the effect you want by using:

```
table.zebra tbody tr:nth-child(2n+1) td:nth-child(1n+0) { background-color:  
yellow; }
```

The `:nth-child(1n+0)` selector just selects every `td` cell.

border can now be defined on in-line elements eg SPAN

- Cum sociis natoque penatibus et magnis dis parturient montes

Note: Remember that in mPDF, inside table cells, properties set on block elements are set when possible as in-line properties - so a P element inside a table with border set, will appear with a border around the text line as though it had been set on SPAN

Shadows

box-shadow can be defined on any block-level element (P, DIV etc). It follows the CSS3 recommendation.

text-shadow can be defined on any element. It follows the CSS3 recommendation, but *blur* is not supported.

```
<span style="text-shadow: 0.03em 0.03em #666, -0.015em -0.015em white;">  
<div style="box-shadow: 0.3em 0.3em #888888;">
```

Other Enhancements

Column Totals (Tables)

{colsum} placed in the footer of a table will automatically display the sum of that column. If the table breaks across more than one page, the sum of the values on that page will be displayed. A number following the colsum e.g. {colsum2} will force that number of decimal places to be displayed.

Header Row	Header Row	Header Row
Row 1	This is data	167.00
Row 2	This is data p	444.53
Row 3	This is long data	14.00
Row 4	This is data	0.88
Row 5	Also data	144.00
Row 6	Also data	8089.00
Row 7	Also data	3.00
Row 8	Also data	23.00
	Column total: (using colsum2 in {})	8885.41

Table caption goes here

Table CAPTION

The caption element for tables is partially supported (see example above).

```
<caption align="top|bottom" style="caption-side: top|bottom">
```

- The caption must come immediately after <table>.
- The CSS *caption-side* or HTML *align* attribute of top|bottom supported
- Left or right placement are not supported.
- The caption is handled as a separate block element brought outside the table, so:
 - CSS will not cascade correctly from the table
 - the width of the caption block is that of page or of the block element containing the table
 - text alignment will be to the page-width not the table width
 - if table page-break-after: always, the caption will follow the pagebreak

Core fonts in non-core font document

Core fonts, which do not need to be embedded in a PDF, can now be included in a document which uses non-core fonts. The pseudo font-family names: *chelvetica*, *ctimes* and *ccourier* should be used.

```
<div style="font-family: chelvetica">
```

NB You could force mPDF to always use core fonts when Arial/Helvetica/Courier are specified, by editing \$this->fonttrans in config_fonts.php:

```
$this->fonttrans = array(  
  'arial' => 'chelvetica',  
  'helvetica' => 'chelvetica',  
  'timesnewroman' => 'ctimes',  
  'times' => 'ctimes',  
  'couriernew' => 'ccourier',  
  'courier' => 'ccourier',  
  ...  
)
```


Javascript in Forms

Javascript used in (active) forms has been altered to reflect the Adobe Acrobat specification for Javascript in PDF documents. textarea and input (text-types) now accept javascript as: onKeystroke, onValidate, onCalculate and onFormat. onChange is

depricated but is not ignored; it works as though for onCalculate. (PS Select still accepts onChange)

Overlapping Rows in Tables

Support for overlapping rowspans in tables has been improved (although probably not foolproof!)



Circular Text

Circular Text can be included in a PDF document as a custom HTML tag (or a function)

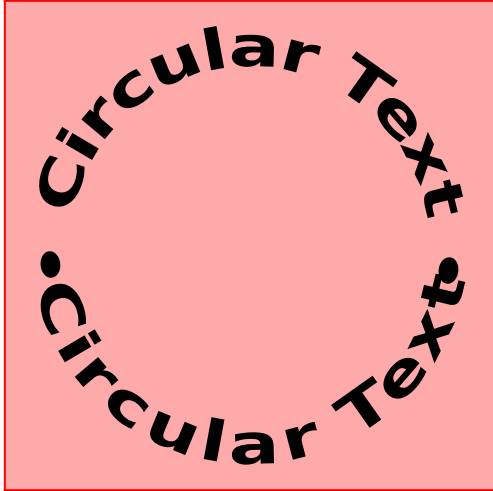
- top-text and/or bottom-text can be specified
- Radius (r) and font-size (using CSS) are user-defined
- Width and height are calculated from radius and font-size
- Other CSS styles supported on Circular Text: border, margin, padding, color, background-color, font-family, font-size, font-weight, font-style, display, visibility, and opacity
- space-width should be specified as an integer defining the letter-spacing as a percentage of normal (default 120)
- char-width should be specified as an integer defining the width of each character as a percentage of normal (default 100)
- Circular Text is displayed as though an in-line element

NB If \$mpdf->useKerning is true then automatic kerning will be used on Circular Text.

```
<textcircle r="30mm" top-text="Circular Text Circular Text" style="color: blue; font-size: 34pt; font-style: italic" />
```

```
<textcircle r="30mm" space-width="120" char-width="150" top-text="&bull; Circular Text &bull;" bottom-text="Circular Text" style="background-color: #FFAAAA; border:1px solid red; padding: 0.3em; margin: 0.3em; color: #000000; font-size: 21pt; font-weight:bold; font-family: Arial" />
```


Circular Text Circular Text



Spread tables

Setting the CSS property "overflow: visible" on a table now has the effect of cancelling resizing, and allowing tables to split columns across multiple pages. The maximum width for a column (or group of columns set by colspan) is the page width. It is recommended to specify absolute values of width on each column (not percentages).

Periodic Table (table caption)

1	2	3	4	5	6	7	8	9	10	11	12	13	14
H													
Li	Be											B	C
Na	Mg											Al	Si
K	Ca	Sc	Ti	V	Cr	Mn	Fe	Co	Ni	Cu	Zn	Ga	Ge
Rb	Sr	Y	Zr	Nb	Mo	Tc	Ru	Rh	Pd	Ag	Cd	In	Sn
Cs	Ba		Hf	Ta	W	Re	Os	Ir	Pt	Au	Hg	Tl	Pb
Fr	Ra												

15	16	17	18
			He
N	O	F	Ne
P	S	Cl	Ar
As	Se	Br	Kr
Sb	Te	I	Xe
Bi	Po	At	Rn

Limitations of Spread tables

Spread tables cannot be used with: keep-headings-with-table (`$mpdf->use_kwt`), table rotate, table page-break-inside:avoid, columns, CJK (chinese-japanese-korean) or RTL (right-to-left) languages. They will also cause problems with `$mpdf->forcePortraitHeaders` or `$mpdf->forcePortraitMargins`.

Warning: If a table row is too tall to fit on a page, mPDF will crash with an error message.

If the width settings within the table cause conflicts, it will override some of these settings.